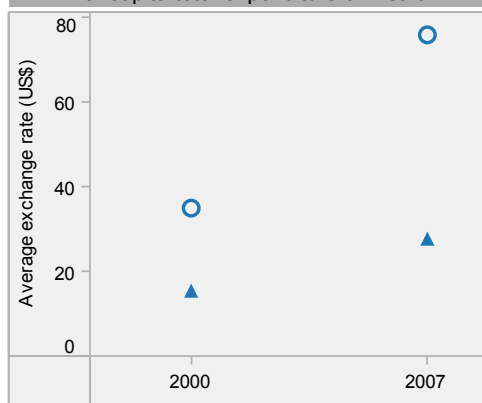


# Uganda: health profile

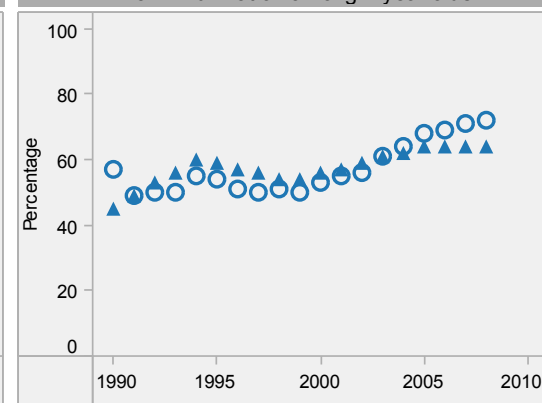
### Selected indicators (2008)

		Country	Regional average	Global average	
General	Total population (thousands)	31 657	...	...	
	Population living in urban areas (%)	13	37	50	
	Gross national income per capita (PPP int. \$)	1 140	2 274	10 307	
Mortality and burden of disease	Life expectancy at birth (years)	Male	51	52	66
		Female	53	54	70
		Both sexes	52	53	68
	Healthy life expectancy at birth* (years)	Both sexes	42	45	59
	Adult mortality rate (per 1000 adults 15-59 years)	Both sexes	436	392	180
	Under-5 mortality rate (per 1000 live births)	Both sexes	135	142	65
	Prevalence of HIV** (per 1000 adults 15-49 years)		54	49	8
	Prevalence of tuberculosis (per 100 000 population)		340	480	170

### Per capita total expenditure on health



### DTP3 immunization among 1-year-olds



Uganda is located in the WHO African Region.

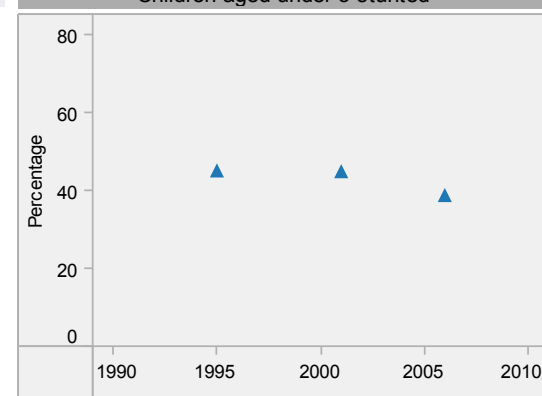
▲ Country  
○ Regional average

\* Data refers to 2007.

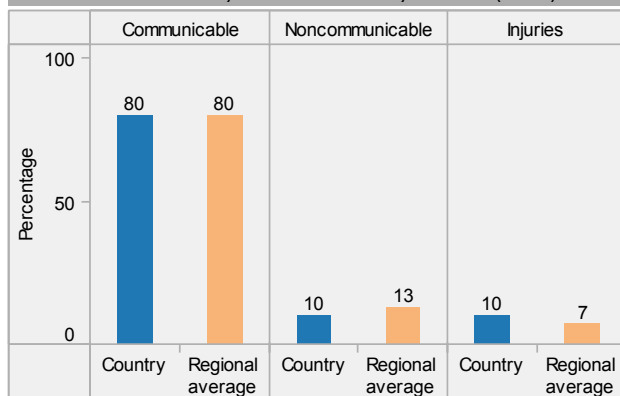
\*\* Country data refer to 2007.

Last update: 13 August, 2010.

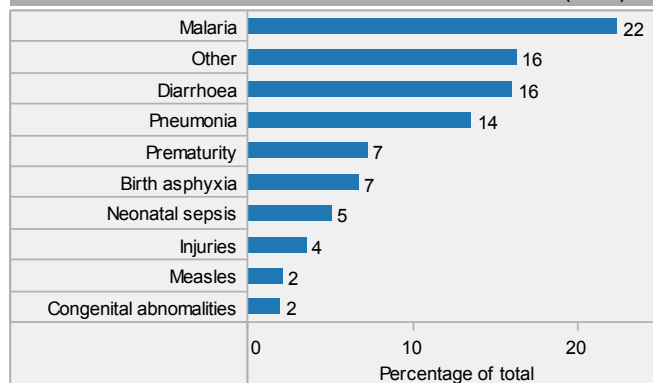
### Children aged under-5 stunted



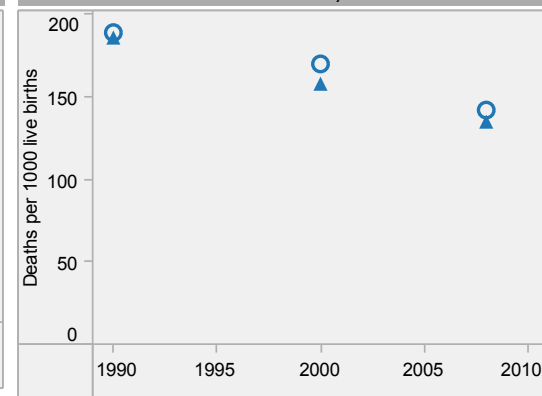
### Distribution of years of life lost by causes (2004)



### Distribution of causes of deaths in children under-5 (2008)



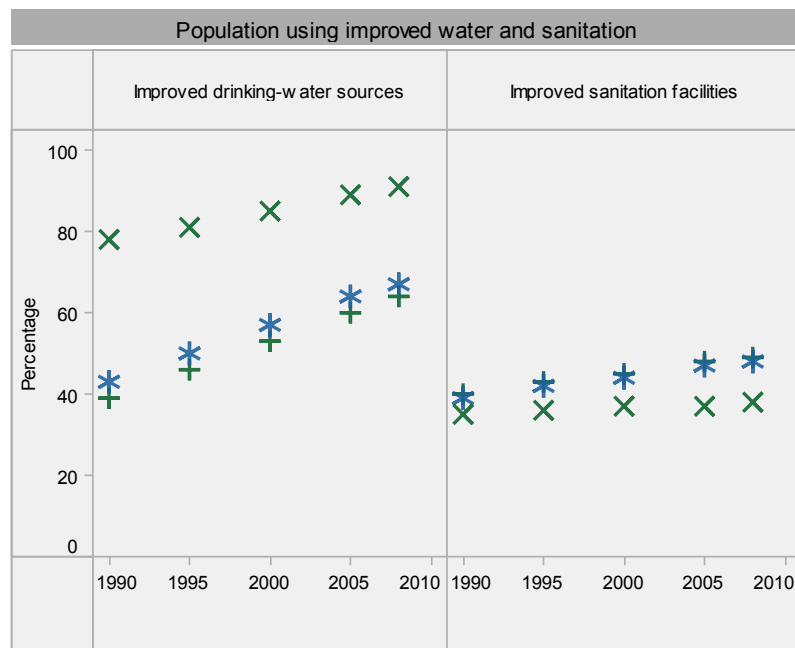
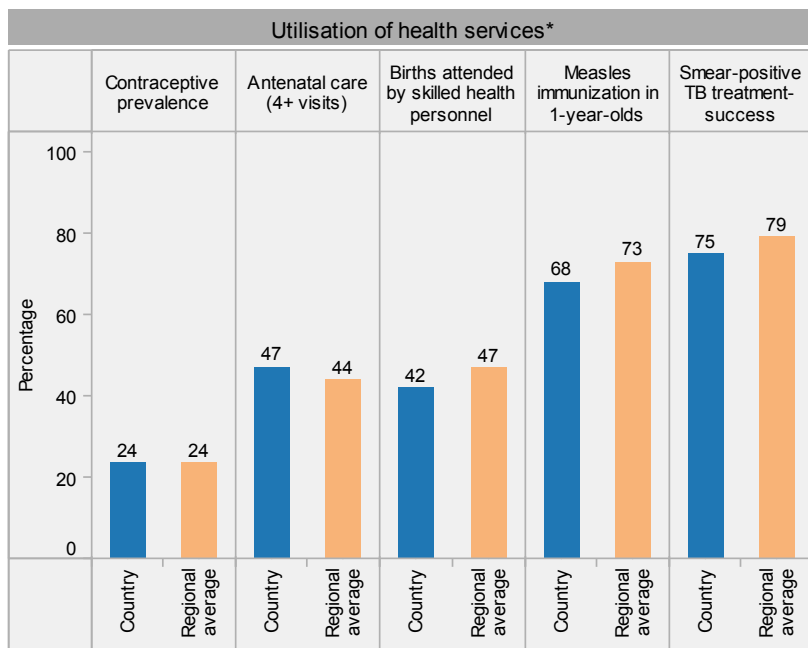
### Under-5 mortality rate



# Uganda: health profile



Uganda is located in the WHO African Region.



**Place of residence**  
 X Urban  
 \* Total  
 + Rural

\* Data refer to latest year available from 2000. For specific years and references, visit the Global Health Observatory at [www.who.int/gho](http://www.who.int/gho).

\*\* For data sources and years, see the World Health Statistics 2010.

Last update: 13 August, 2010.

